

PRODUCT INFORMATION

How to extend the life of your Tradequip & Borum Vices

9 Top Tips

to extend the life of your Tradequip & Borum Vices

Models
7000T, 7001T, 7002T,
7003T, 7004T, 7005T,
7007T, 7009T,
BRV150, BRV200

1 Rated Capacity

Rated capacity is an important factor when choosing the right vice for your application, exceeding rated capacity can cause damage to your vice body, threaded rod, and jaws. Use the chart below to consider the right vice for your application.

TQB Code	Width of Jaw (mm)	Max. Opening (mm)	Throat Depth (mm)	Clamping Force (kn)
7000T	125	130	69	15
7001T	150	150	76	20
7002T	200	170	88	25
7003T	125	140	76	25
7004T	150	170	86	29
7005T	200	220	110	40
7007T	150	140	103	50
7009T	150	140	80	30
BRV150	150	140	95	25
BRV200	200	170	110	30

2 Correct mounting on a level surface is critical to providing best results from your Vice

A general rule of thumb when mounting a vice is the entire circumference of the base must be in contact with the bench top and the non-moving jaw face must not overhang the bench edge by more than 5mm.



3 Vice Handles are designed at a pre-determined length to prevent exceeding the Clamping Force of a Vice

Exceeding this length by means of an extension will multiply the clamping force beyond the design capabilities of the vice and cause breakages, where higher clamping force is required, we recommend you choose a vice with a higher rated clamping force.





4 Do Not Exceed Clamping Force

A vice's clamping force is at its highest when clamping in the centre of the jaw set, we recommend that when holding awkward shaped items towards the jaw face ends that less force is to be applied through the handle. Where a workpiece to be held must be clamped in an "off set" position but is still loose, we recommend you move the item closer to the jaw centre point or choose a vice with higher clamping force capacity.




5 Vibration Limitation Recommended

The work holding ability of the TQB Brands vice range relies on minimising vibration that may cause failure of the vice jaws to hold the work piece, we recommend limiting vibration by using hand applied torque devices such as breaker bars, excess vibration from tools such as impact wrenches cause work holding slippage resulting in damage to the vice, workpiece and or operator.



6 Safety

TQB Brands Bench Vices are "Not Designed to be used as Suspension Spring Compression Tools" where over loading & lack of safety restraints can cause damage to the vice and or operator.



7 Safety

TQB Brands Bench Vices are "Not Designed to be Used" for Bearing, Sleeve or Bush pressing jobs where higher and multiplying force over distance is required.



8 Vices Require Lubrication

Vices require lubrication to minimise the effects of friction to perform as per manufacturers specifications. Friction caused by lack of lubrication can cause premature wear of moving parts and reduce applicable clamping force. Lubrication should be applied to the moving parts as indicated below to ensure longer life and ease of operation.



Our range of Tradequip & Borum Industrial Vices have been manufactured to exacting standards. We specify industrial quality components and design to ensure a long and durable working life in commercial transport, mining, earthmoving, and railway environments. Our Borum Industrial range of equipment is focused on achieving superior professional standards, reliability, quality, and are covered by a 12-month trade use warranty.

9 Read the user Manual thoroughly and keep a copy easily accessible or visit our webpage www.tqbbrands.com.au for instructional documents & pre-start videos.